

CineLight®

Tunable SoftLIGHT LED PANEL



For your consideration the new Premium **CineLight Studio®** a DMX Long-Throw line of LED panels with a constant output of pure white light, and a fixed concentrated beam of 50 degrees, designed for high rise studios.

The **CineLight Production®** a constant output tunable DMX Soft Light LED panel with **Nebula®** diffusion technology, specially designed for use in near-field lighting locations for digital and film cinema and TV series production.



www.fluotec.net
info@fluotec.net

FLUOTEC ...WE LIGHT!


**CineLight Production® 120 Quad • 120 • 60 • 30
Tunable SoftLIGHT LED PANEL®**

**CineLight Studio® 120 Quad • 120 • 60 • 30
Tunable Long Throw LED PANEL®**

Model	PACK 1	PACK 2	PACK 3
CineLight 30® V-Mount Battery Plate	G6LCNT163	G6LCNT164	G6LCNT165
CineLight 30® Gold-Mount Battery Plate	G6LCNT166	G6LCNT167	G6LCNT168
CineLight 60® with Yoke	G6CNT120	NA	NA
CineLight 60® with Stand Mounting Bracket	G6CNT118	NA	NA
CineLight 120® with Yoke	G6CNT119	NA	NA
CineLight 120® with Stand Mounting Bracket	G6CNT116	NA	NA
CineLight 120 Quad® with Yoke	G6LED201	NA	NA
CineLight 120 Quad® with Stand Mounting Bracket	G6LCNT202	NA	NA

Model	PACK 1	PACK 2	PACK 3
CineLight 30® V-Mount Battery Plate	G6LCNT172	G6LCNT173	G6LCNT174
CineLight 30® Gold-Mount Battery Plate	G6LCNT175	G6LCNT176	G6LCNT177
CineLight 60® with Yoke	G6LCNT207	NA	NA
CineLight 60® with Stand Mounting Bracket	G6LCNT208	NA	NA
CineLight 120® with Yoke	G6LCNT204	NA	NA
CineLight 120® with Stand Mounting Bracket	G6LCNT206	NA	NA
CineLight 120 Quad® with Yoke	G6LCNT203	NA	NA
CineLight 120 Quad® with Stand Mounting Bracket	G6LCNT205	NA	NA

**CineLight Studio 30®
Tunable Long Throw LED PANEL®**

PACK 1




Case dimensions:
37.5 x 17.75 x 9" (95.2 x 45 x 22.9 cm)

PACK 2



Case dimensions:
37.5 x 17.75 x 9" (95.2 x 45 x 22.9 cm)

PACK 3



HD Case dimensions:
22.8 x 41.73 x 7.4" (58 x 106 x 19 cm)

**CineLight Production 30®
Tunable SoftLIGHT LED PANEL®**

PACK 1



Case dimensions:
37.5 x 17.75 x 9" (95.2 x 45 x 22.9 cm)

PACK 2



Case dimensions:
37.5 x 17.75 x 9" (95.2 x 45 x 22.9 cm)

PACK 3



HD Case dimensions:
22.8 x 41.73 x 7.4" (58 x 106 x 19 cm)

**CineLight Production 60®
Tunable SoftLIGHT LED PANEL®**


PACK 1



Case dimensions:
33.6 x 15.86 x 11.61" (85.5 x 40.3 x 29.5 cm)

**CineLight Studio 120®
Tunable SoftLIGHT LED PANEL®**

PACK 1



Case dimensions:
55.6 x 15.86 x 11.61" (141.3 x 40.3 x 29.5 cm)

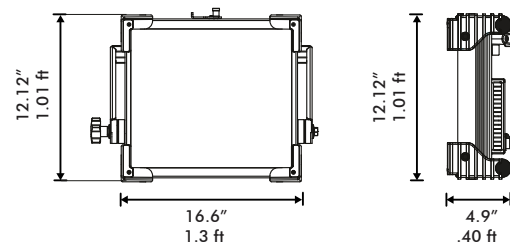
Studio Long Throw LED PANEL & Production SoftLIGHT LED PANEL
1 ft (30 cm) very high CRI/TLCI >97 color rendering indexes.
Constant Output Tunable DMX LED panels.



Model	CineLight Production 30® Tunable SoftLIGHT	CineLight Studio 30® Tunable Long Throw
Code AC Only without Battery Plate	G6LCNT102	G6LCNT107
Code V-Mount Battery Plate	G6LCNT103	G6LCNT108
Code Gold-Mount Battery Plate	G6LCNT104	G6LCNT109
Operation	90-240V - 50/60Hz	90-240V - 50/60Hz
Weight lb/kg	10.00/4.5	10.00/4.5
Electrical draw	0.48A (57 W) @120VAC	0.48A (57 W) @120VAC
Remote variable CCT	2700 K - 6500 K and 8 presets	2700 K - 6500K and 8 presets
CRI	≥95	≥95
Remote dimming control	Via DMX 0% - 100%	Via DMX 0% - 100%
Local dimming control	Digital Display 0% - 100%	Digital Display 0% - 100%

Technical specifications

- A very efficiency broadcast & cinema luminaire with High-Speed option
- Constant luminous output (2700-6500 K) of CCT with proprietary designed calibration curves
- Local LED digital display panel for manual control
- Remote DMX control assigns 2 channels, dimming and color temperature
- Preset button for custom configuration of color temperatures
- 2 High-Speed values for Tungsten and Daylight CCT
- Interchangeable diffusion panel
- NEBULA® reflective and diffusion chamber technology
- 50° LED intensifiers
- Integrated power supply

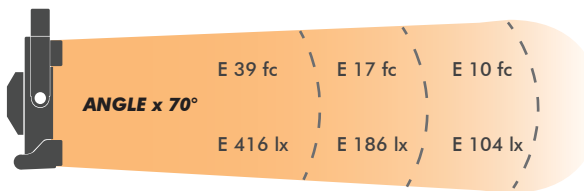


Photometric Data	6.00 ft	9.00 ft	12.00 ft
------------------	---------	---------	----------

Illuminance E Foot-Candles/lux

CineLight Production 30® SoftLIGHT LED PANEL

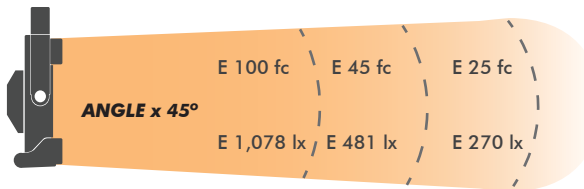
Neutral White



A fixed diffusion softlight panel is installed

CineLight Studio 30® Long Throw LED PANEL

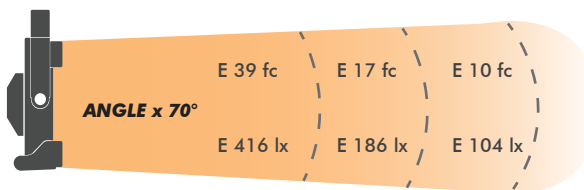
Neutral White



Without Interchangeable Diffusion Softlight Panel

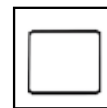
CineLight Studio 30® Long Throw LED PANEL

Neutral White



With Interchangeable Diffusion Softlight Panel

CineLight Production 30® SoftLIGHT LED PANEL



Gel Frame
G6CNT123



16 ft POWERCON
AC Cable with Switch
G6PLT041



Stand Mount
Spigot Mini
G6FLT086



50° Egg Crate
G6CNT133

Optional Accessories:

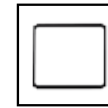


4 Leaf Barndoors Set
G6CNT143

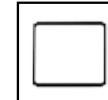


30° Light Control
Honeycomb
G6CNT139

CineLight Studio 30® Long Throw LED PANEL



Gel Frame
G6CNT123



Interchangeable
Diffusion Panel
G6CNT126



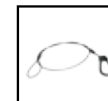
16 ft POWERCON AC
Cable with Switch
G6PLT041



Stand Mount
Spigot Mini
G6FLT086



C-Clamp
G6FLT262



Safety Cable
G6FLT059

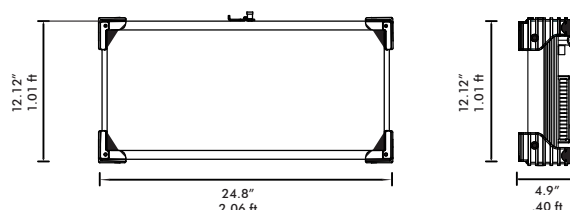
Studio Long Throw LED PANEL & Production SoftLIGHT LED PANEL
2 ft (60 cm) very high CRI/TLCI >97 color rendering indexes.
Constant Output Tunable DMX LED panels.



Model	CineLight Production 60® Tunable SoftLIGHT	CineLight Studio 60® Tunable Long Throw
Code with Yoke	G6LCNT101	G6LCNT106
Code with Stand Mounting Bracket	G6LCNT111	NA
Operation	90-240V - 50/60Hz	90-240V - 50/60Hz
Weight lb/kg	15.43/7.00	15.43/7.00
Electrical draw	0.91A (109 W) @120VAC	0.91A (109 W) @120VAC
Remote variable CCT	2700 K - 6500 K and 8 presets	2700 K - 6500 K and 8 presets
CRI	≥95	≥95
Remote dimming control	Via DMX 0% - 100%	Via DMX 0% - 100%
Local dimming control	Digital Display 0% - 100%	Digital Display 0% - 100%

Technical specifications


- A very high efficiency broadcast & cinema luminaire with High-Speed option
- Constant luminous output (2700-6500 K) of CCT with proprietary designed calibration curves
- Local LED digital display panel for manual control
- Remote DMX control assigns 2 channels, dimming and color temperature
- Preset button for custom configuration of color temperatures
- 2 High-Speed values for Tungsten and Daylight CCT
- Interchangeable diffusion panel
- NEBULA® reflective and diffusion chamber technology
- 50° LED intensifiers
- Integrated power supply



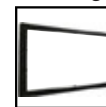
Accessories Included:

CineLight Production 120® SoftLIGHT LED PANEL

CineLight Studio 120® Long Throw LED PANEL



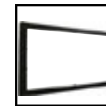
Gel Frame
G6CNT122



Gel Frame
G6CNT122



16 ft POWERCON
AC Cable with Switch
G6PLT041



Interchangeable
Diffusion Panel
G6CNT125



Stand Mount Spigot 5/8"
G6FLT057



16 ft POWERCON AC
Cable without Switch
G6CNT154



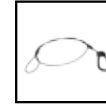
50° Egg Crate
G6CNT132



Stand Mount Spigot 5/8"
G6FLT057



C-Clamp
G6FLT262



Safety Cable
G6FLT059



C-Clamp
G6FLT262



Yoke
Included in
G6LCNT101



Yoke
Included in
G6LCNT106



Stand Mounting
Bracket Included in
G6LCNT111




Stand Mounting
Bracket
Included in
G6LCNT130

Optional Accessories:



4 Leaf Barndoors Set
G6CNT142



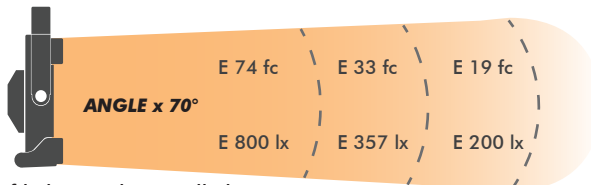
30° Light Control
Honeycomb
G6CNT138

Photometric Data

6.00 ft 9.00 ft 12.00 ft

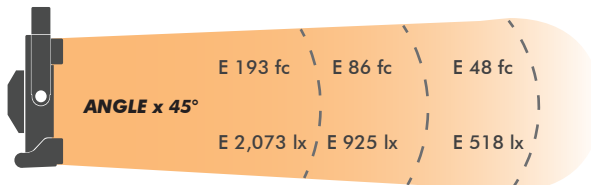
Illuminance E Foot-Candles/lux

CineLight Production 60® SoftLIGHT LED PANEL Neutral White



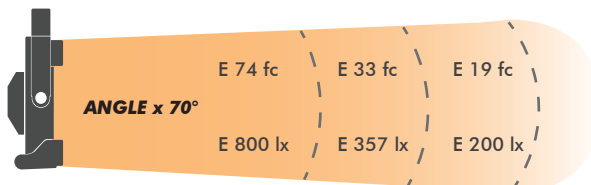
A fixed diffusion softlight panel is installed

CineLight Studio 60® Long Throw LED PANEL Neutral White



Without Interchangeable Diffusion Softlight Panel

CineLight Studio 60® Long Throw LED PANEL Neutral White



With Interchangeable Diffusion Softlight Panel

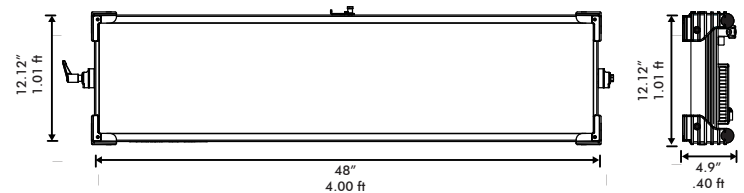
Studio Long Throw LED PANEL & Production SoftLIGHT LED PANEL
4 ft (120 cm) very high CRI/TLCI >97 color rendering indexes.
Constant Output Tunable DMX LED panels.



Model	CineLight Production 120® Tunable SoftLIGHT	CineLight Studio 120® Tunable Long Throw
Code with Yoke	G6LCNT100	G6LCNT105
Code with Stand Mounting Bracket	G6LCNT110	NA
Operation	90-240V - 50/60Hz	90-240V - 50/60Hz
Weight lb/kg	21.5/9.7	21.5/9.7
Electrical draw	1.79 (213 W) @120VAC	1.79 (213 W) @120VAC
Remote variable CCT	2700 K - 6500 K and 8 presets	2700 K - 6500 K and 8 presets
CRI	≥95	≥95
Remote dimming control	Via DMX 0% - 100%	Via DMX 0% - 100%
Local dimming control	Digital Display 0% - 100%	Digital Display 0% - 100%

Technical specifications

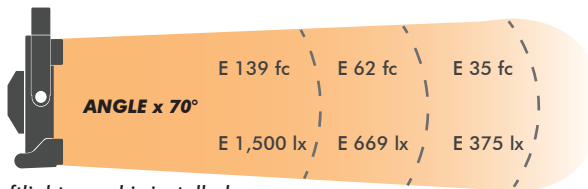
- A very efficiency broadcast & cinema luminaire with High-Speed option
- Constant luminous output (2700-6500 K) of CCT with proprietary designed calibration curves
- Local LED digital display panel for manual control
- Remote DMX control assigns 2 channels, dimming and color temperature
- Preset button for custom configuration of color temperatures
- 2 High-Speed values for Tungsten and Daylight CCT
- Interchangeable diffusion panel
- **NEBULA®** reflective and diffusion chamber technology
- 50° LED intensifiers
- Integrated power supply



Photometric Data	6.00 ft	9.00 ft	12.00 ft
------------------	---------	---------	----------

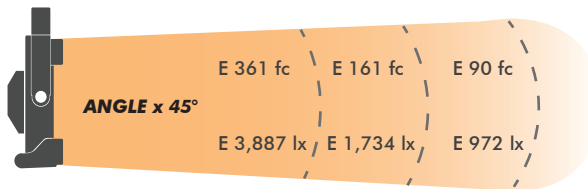
Illuminance E Foot-Candles/lux

CineLight Production 120® SoftLIGHT LED PANEL Neutral White



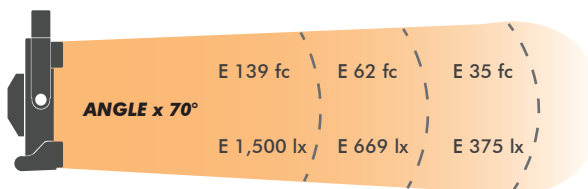
A fixed diffusion softlight panel is installed

CineLight Studio 120® Long Throw LED PANEL Neutral White



Without Interchangeable Diffusion Softlight Panel

CineLight Studio 60® Long Throw LED PANEL Neutral White



With Interchangeable Diffusion Softlight Panel

Accessories Included:

CineLight Production 120® SoftLIGHT LED PANEL

- Gel Frame G6CNT121
- 16 ft POWERCON AC Cable with Switch G6PLT041
- Stand Mount Spigot 5/8" G6FLT057
- 50° Egg Crate G6CNT131
- C-Clamp G6FLT262

CineLight Studio 120® Long Throw LED PANEL

- Gel Frame G6CNT121
- Interchangeable Diffusion Panel G6CNT124
- 16 ft POWERCON AC Cable without Switch G6CNT154
- Stand Mount Spigot 5/8" G6FLT057
- Safety Cable G6FLT059
- C-Clamp G6FLT262

Yoke Included in G6LCNT100

Yoke Included in G6LCNT105

Stand Mounting Bracket Included in G6LCNT110

Stand Mounting Bracket Included in G6LCNT129

Optional Accessories:

4 Leaf Barndoors Set G6CNT141

30° Light Control Honeycomb G6CNT137